




THINK JETLINE - AUTOMATICALLY THE BEST THINK JETLINE - AUTOMATICALLY THE BEST

Jetline® engineering

An Illinois Tool Works Company



JETLINE SEAM WELDERS

*Jetline has an extensive range of seam welders
for any welding requirement.*

THINK JETLINE - AUTOMATICALLY THE BEST THINK JETLINE - AUTOMATICALLY THE BEST THINK JETLINE - AUTOMATICALLY THE BEST

THINK JETLINE - AUTOMATICALLY THE BEST THINK JETLINE - AUTOMATICALLY THE BEST THINK JETLINE - AUTOMATICALLY THE BEST

THINK JETLINE - AUTOMATICALLY THE BEST THINK JETLINE - AUTOMATICALLY THE BEST THINK JETLINE - AUTOMATICALLY THE BEST

With more than 50 years of experience in the design and manufacture of mechanized welding equipment, Jetline has an experienced team of professionals to design, build, and test every product offered. Our team includes Mechanical, Electrical, Software, and Welding Engineers along with Manufacturing and Customer Support staff.

If you need to automate your current welding operation or add a turnkey system, the Jetline team will work in partnership with you to develop welding solutions that meet or exceed your production requirements. Working together, a detailed technical specification and cost proposal covering all possible alternatives is presented. To insure your satisfaction with the final product, we offer in-house training on your system along with the option of installation and commissioning on your shop floor.

With Jetline, you get single-source responsibility for all the elements of your welding system.

FIXTURING


Fixtures are used to hold and position the part for welding or to position and move the welding torch relative to the part being welded. These products include longitudinal seam welders, weld planishers, circumferential welders, weld head locators, welding chambers, and side beam tracks and carriages.




Coil Splicer



Welding Head Locator



Circumferential Weld Fixture



Track & Carriage System



Vacuum Assist Welding Chamber

CONTROLS AND ACCESSORIES



**9600 Series
Microprocessor Control**

When a system is being designed, Jetline places high priority on the accurate control of the welding process. In order to accomplish this, Jetline produces an unequalled range of controls, all fully compatible with Jetline's fixturing products. All of these controls can also be used with other manufacturers' fixturing. Jetline controls include seam trackers, arc length controls, wire feeders, oscillators and video monitoring systems along with the 9600 Series Microprocessor Controls.



**Cyclomatic Tactile Seam Tracker
with ZB-300 Benchmaster Positioner**



Hot Wire GTAW/PAW Process



Jetview Video Arc Monitoring System

SYSTEM INTEGRATION

For a fully integrated system, it is important that all the elements of the system work in harmony, employing the best combination of controls, fixtures, and weld process.

The 9900 Controller offers a wide range of features and capabilities - closed loop control of all weld parameters, offline programming, easy to operate interface. Various options and versions are available to meet the most demanding of applications. Systems can be configured for LAN Networking and Wi-Fi capability.



9900 Weld Automation Controller



**9900 Controlled
Boiler Tube Welding System**



9900 Controlled Circumferential Welder

Jetline is your partner in welding automation.



Jetline Engineering is an experienced supplier of welding automation products. Starting out in 1956 as a local supplier of mechanized welding systems called Airline Welding and Engineering, the business grew into a global supplier named Jetline Engineering.

Illinois Tool Works (ITW), a Fortune 500 Company, acquired Jetline in 2000, combining it into its Welding Products Group.

Jetline Engineering specializes in the manufacture and supply of equipment for mechanized arc welding - GTAW, PAW, GMAW, and SAW. The company's mission is to provide you with a complete solution - on the individual control or component level, as a retrofit to your existing equipment, or to provide a total turnkey solution.

Jetline products fall into three distinct categories:

- Fixturing - holds and positions the torch and/or part
- Controls and Accessories - regulate welding parameters
- System Integration - turnkey systems that include all categories of welding equipment

Fixturing

- Benchmaster Positioners & Accessories
- Circumferential Welders
- Longitudinal Seam Welders
- Precision Welding Lathes
- Roll Planishers
- Side Beam Tracks and Carriages
- Weld Head Locators
- Welding & Vacuum Chambers

Controls and Accessories

- Automatic Arc Length Controls
- Cold Wire Feeders
- Cyclomatic "Bolt On" Automation
- Dabber Type Wire Feeders
- Hot Wire GTAW/PAW Process
- Tactile & Optical Seam Tracking
- Video Monitoring Systems
- Mechanical & Magnetic Weld Oscillators

Automatic Welding Controls

- 9900 Controller
- 9600 Series Controls

System Integration

- Boiler Tube Welding Systems
- Internal Pipe Welding Systems
- Rotor Repair Systems
- Bore Cladding Systems
- Custom Solutions



jetline[®] engineering

An Illinois Tool Works Company